

Light efficiency:

0 Lumen/Watt

Light quality:

CRI: 0.0

Color temperature:

0 K

Output: 28.3 lm

Peak: 136 cd

Power: 93.4 W

PF: 0.99



Tracking number: [n/a](#)

Product name:

ElectraPix Bar 16

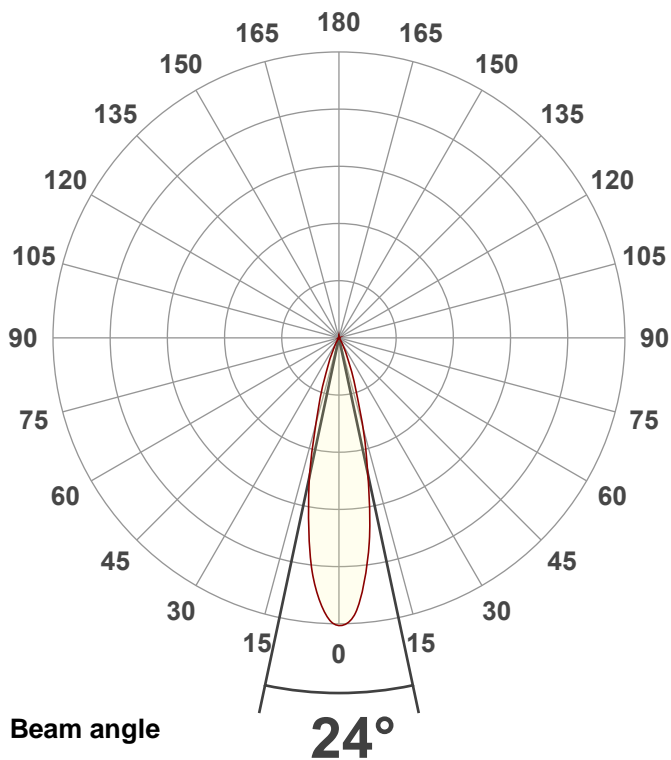
Item number:

UV

Date and time:

8/28/2024 2:40:44 PM

Description:

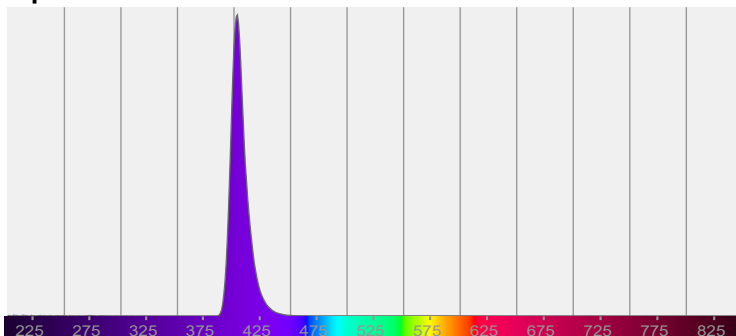


CIE 1931

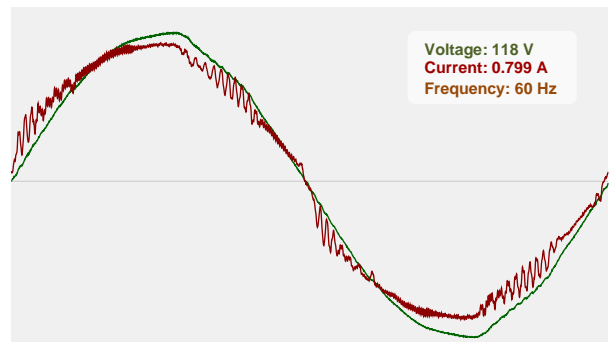
x: 0.175

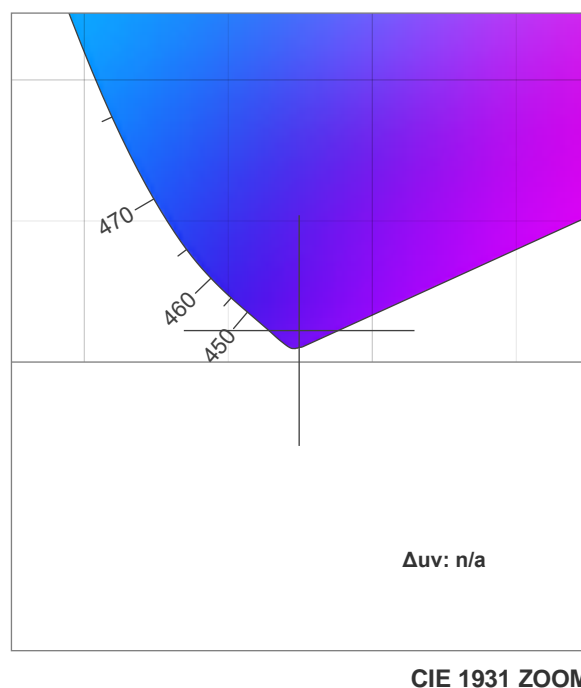
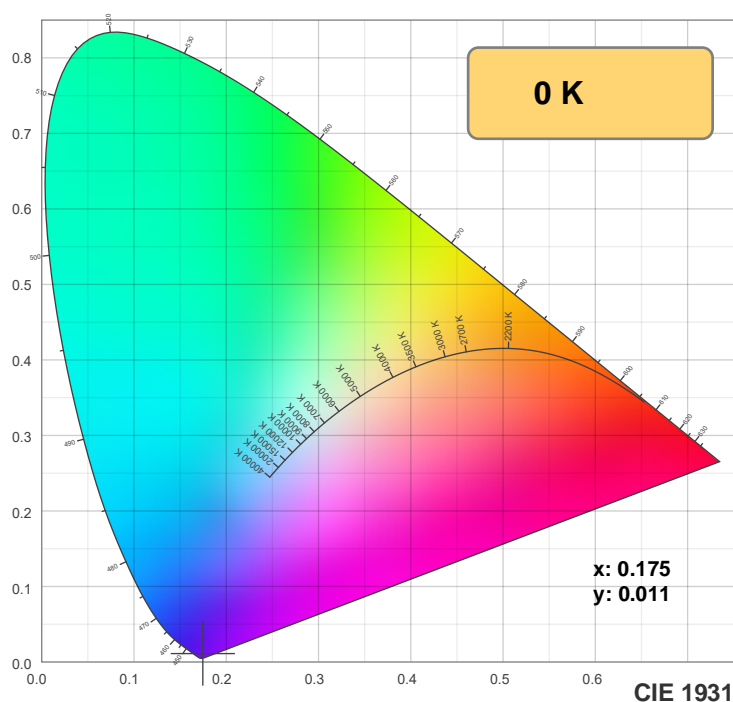
y: 0.011

Spectra



Power





TM-30: 0.0

CRI: 0.0 (R1-R8)

0	0	0	0	0	0	0	0	0	0	0	0	0	0	0	0
C1	C2	C3	C4	C5	C6	C7	C8	C9	C10	C11	C12	C13	C14	C15	C16

0	0	0	0	0	0	0	0	0	0	0	0	0	0	0	0
R1	R2	R3	R4	R5	R6	R7	R8	R9	R10	R11	R12	R13	R14	R15	

CRI R values, only R1-R8 are used to calculate final CRI value

R1	R2	R3	R4	R5	R6	R7	R8	R9	R10	R11	R12	R13	R14	R15
0.0	0.0	0.0	0.0	0.0	0.0	0.0	0.0	0.0	0.0	0.0	0.0	0.0	0.0	0.0

TM30 C values, 16 binned values out of total of 99 C values

C1	C2	C3	C4	C5	C6	C7	C8	C9	C10	C11	C12	C13	C14	C15	C16
0.0	0.0	0.0	0.0	0.0	0.0	0.0	0.0	0.0	0.0	0.0	0.0	0.0	0.0	0.0	0.0

CQS Q values

Q1	Q2	Q3	Q4	Q5	Q6	Q7	Q8	Q9	Q10	Q11	Q12	Q13	Q14	Q15
0.0	0.0	0.0	0.0	0.0	0.0	0.0	0.0	0.0	0.0	0.0	0.0	0.0	0.0	0.0

CQS: 0.0

0	0	0	0	0	0	0	0	0	0	0	0	0	0	0	0
Q1	Q2	Q3	Q4	Q5	Q6	Q7	Q8	Q9	Q10	Q11	Q12	Q13	Q14	Q15	

Color parameters

Color temperature	Color rendering index	Red component	Color fidelity	Color gamut	Color quality scale	Color coordinate cie 1931	Color coordinate cie 1931	Color coordinate	Color coordinate	Color deviation from black body
CCT	CRI	CRI R9	TM30 Rf	TM30 Rg	CQS	x	y	u	v	Δuv
0 K	0.0	0.0	0.0	0.0	0.0	0.175	0.011	0.251	0.024	n/a

TM-30 details


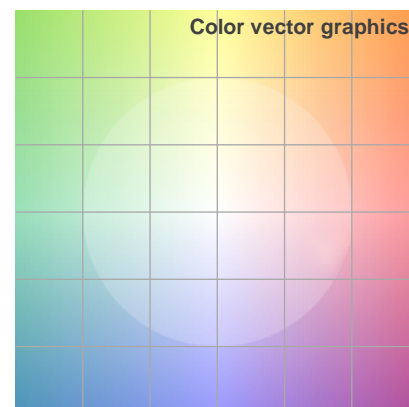
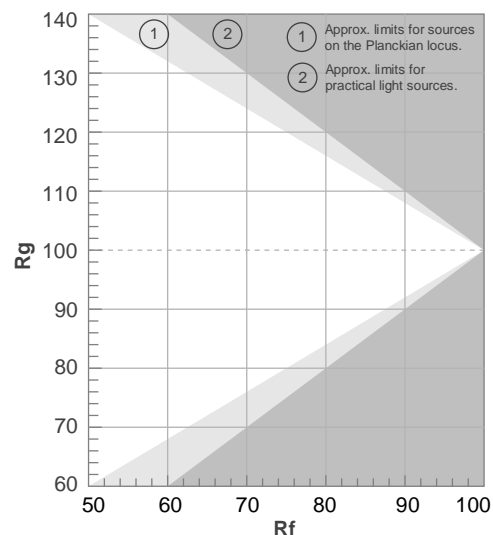
Rf 0.0

Fidelity index Rf

Rg 0.0

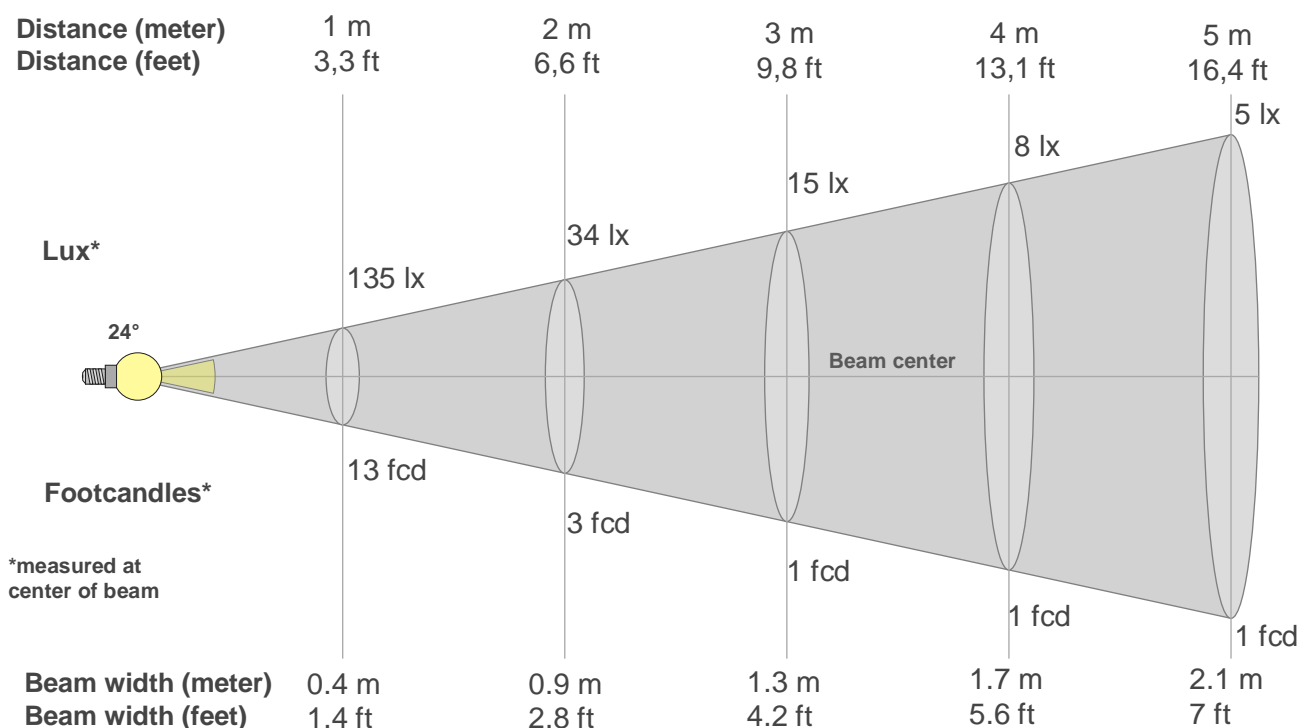
Gamut index Rg

Hue Bin	R _t	Shifts (%)	
		Chroma	Hue
1	0	0%	0%
2	0	0%	0%
3	0	0%	0%
4	0	0%	0%
5	0	0%	0%
6	0	0%	0%
7	0	0%	0%
8	0	0%	0%
9	0	0%	0%
10	0	0%	0%
11	0	0%	0%
12	0	0%	0%
13	0	0%	0%
14	0	0%	0%
15	0	0%	0%
16	0	0%	0%



Color Evaluation Sample

Beam details



Beam intensities from 1-20m

1m	2m	3m	4m	5m	6m	7m	8m	9m	10m	11m	12m	13m	14m	15m	16m	17m	18m	19m	20m
3.3ft	6.6ft	9.8ft	13.1ft	16.4ft	19.7ft	23ft	26.2ft	29.5ft	32.8ft	36.1ft	39.4ft	42.7ft	45.9ft	49.2ft	52.5ft	55.8ft	59.1ft	62.3ft	65.6ft
135lx	34lx	15lx	8lx	5lx	4lx	3lx	2lx	2lx	1lx	1lx	1lx	1lx	1lx	1lx	1lx	0lx	0lx	0lx	0lx
12.5fcd	3.1fcd	1.4fcd	0.8fcd	0.5fcd	0.3fcd	0.3fcd	0.2fcd	0.2fcd	0.1fcd	0.1fcd	0.1fcd	0.1fcd	0.1fcd	0.1fcd	0fcd	0fcd	0fcd	0fcd	0fcd

Intensities in 0° c-plane

0°	2°	4°	6°	8°	10°	12°	14°	16°	18°	20°	22°	24°	26°	28°	30°	32°	34°	36°	38°
135	133	128	115	102	86	68	52	40	27	20	14	9	7	4	3	2	2	1	1
100%	99%	95%	85%	76%	63%	51%	39%	29%	20%	15%	10%	7%	5%	3%	2%	2%	1%	1%	1%

Intensities in 90° c-plane

0°	2°	4°	6°	8°	10°	12°	14°	16°	18°	20°	22°	24°	26°	28°	30°	32°	34°	36°	38°
135	133	128	115	102	86	68	52	40	27	20	14	9	7	4	3	2	2	1	1
100%	99%	95%	85%	76%	63%	51%	39%	29%	20%	15%	10%	7%	5%	3%	2%	2%	1%	1%	1%

Intensities in 180° c-plane

0°	2°	4°	6°	8°	10°	12°	14°	16°	18°	20°	22°	24°	26°	28°	30°	32°	34°	36°	38°
135	134	125	115	101	84	68	53	38	28	20	13	10	6	4	3	2	1	1	1
100%	99%	92%	85%	75%	62%	51%	39%	28%	21%	15%	10%	7%	4%	3%	2%	1%	1%	1%	1%

Intensities in 270° c-plane

0°	2°	4°	6°	8°	10°	12°	14°	16°	18°	20°	22°	24°	26°	28°	30°	32°	34°	36°	38°
135	134	125	115	101	84	68	53	38	28	20	13	10	6	4	3	2	1	1	1
100%	99%	92%	85%	75%	62%	51%	39%	28%	21%	15%	10%	7%	4%	3%	2%	1%	1%	1%	1%

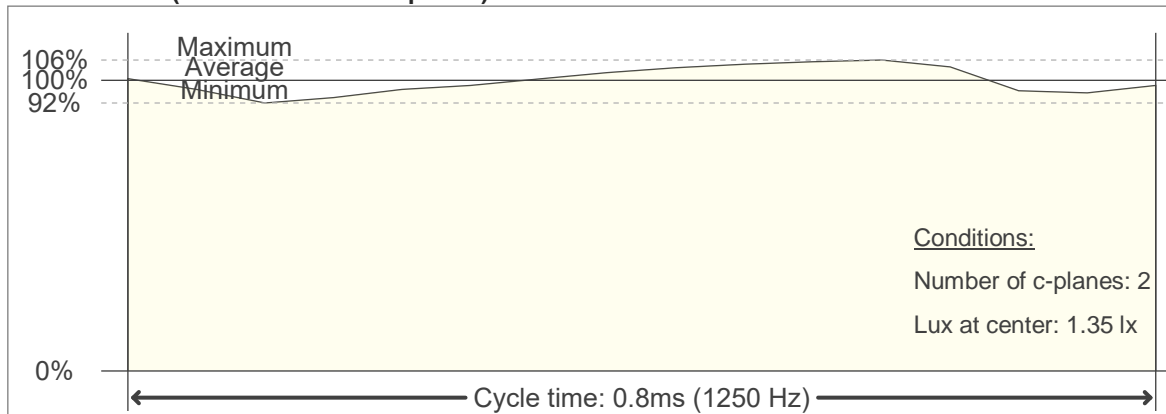
Beam angle 50%	Field angle 10%	Cutoff angle 2,5%	Intensity ratio in 120° cone	Intensity ratio in 90° cone
24°	43.9°	58.3°	99.4%	97.9%

Flicker

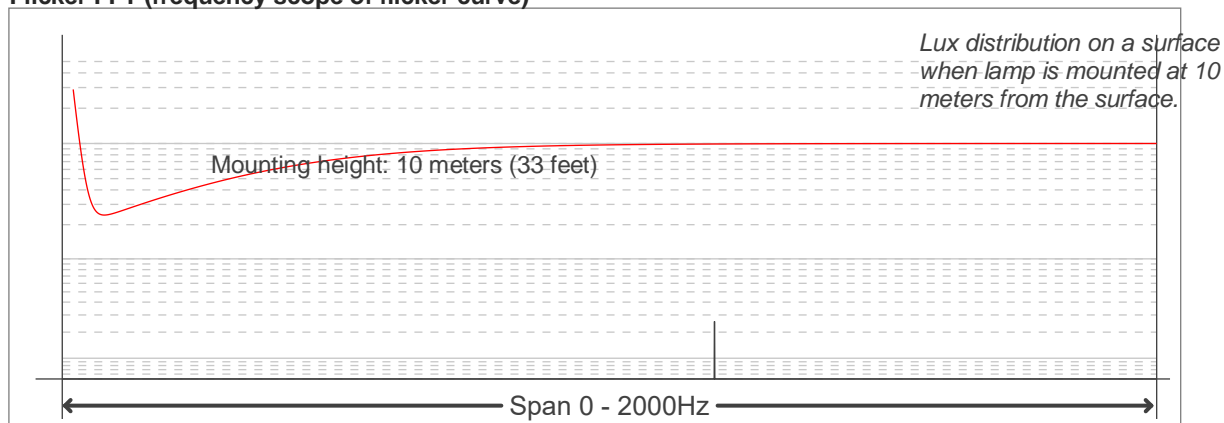
Flicker curve (complete sampled flicker signal)



Flicker frame (frame of one flicker period)



Flicker FFT (frequency scope of flicker curve)



Flicker results:

Flicker frequency:		1250 Hz	
Flicker index:	0.02	JA8/10 40Hz	0.09 %
Flicker percentage:	7.7 %	JA8/10 90Hz	0.18 %
SVM: (Visual flicker)	0.05	JA8/10 200Hz	0.35 %
PstLM	0.04	JA8/10 400Hz	0.72 %
Mp	0.03	JA8/10 1000Hz	1.94 %

Flicker conditions:

Sample rate:	20000 samples/second
--------------	----------------------